

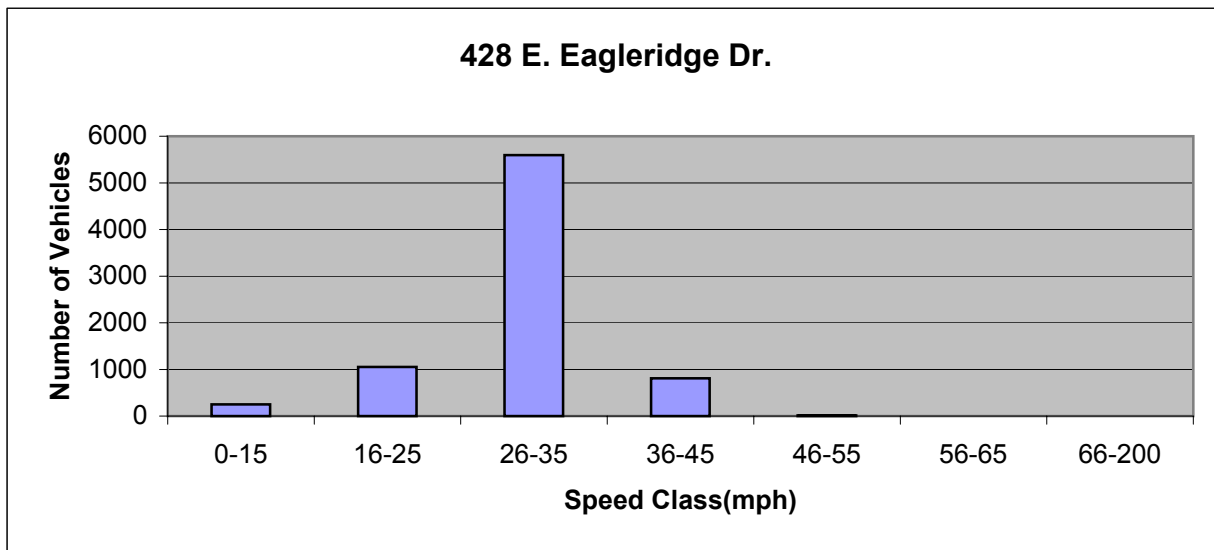
Speed Summary for Eastbound Traffic on 428 E. Eagleridge Dr.

From May 31st to June 7th, 2007

	0-15	16-25	26-35	36-45	46-55	56-65	66-200	mph
Total	250	1053	5596	810	14	1	0	
%	3.2	13.6	72.4	10.5	0.2	0	0	

Average Speed, All Vehicles

27.6 mph



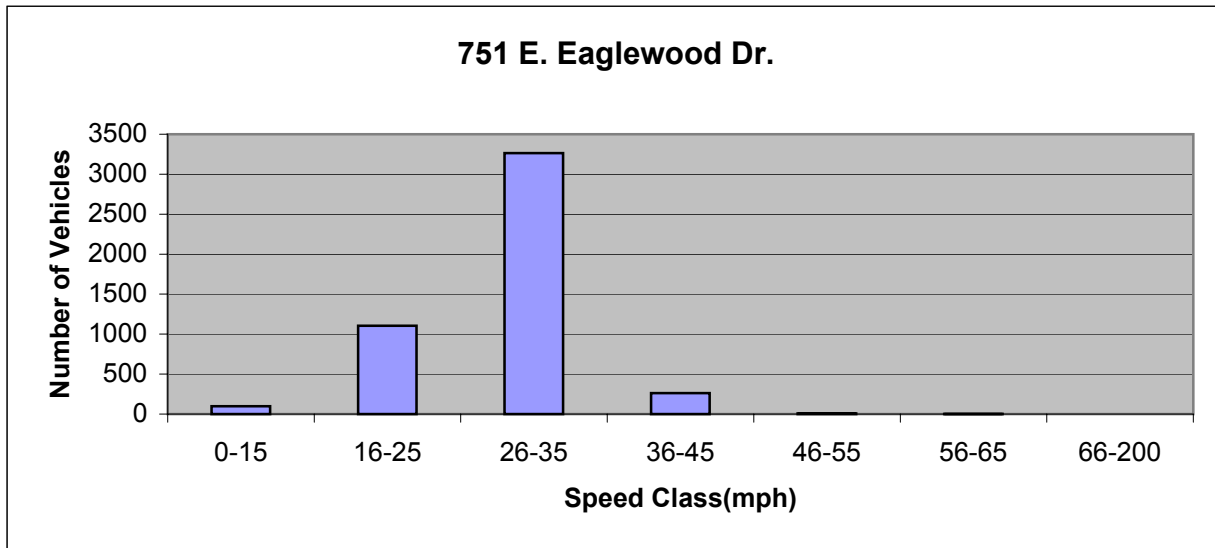
Speed Summary for Westbound Traffic on 751 E. Eaglewood Dr.

From May 4th to May 7th, 2007

	0-15	16-25	26-35	36-45	46-55	56-65	66-200	mph
Total	99	1105	3263	262	9	2	0	
%	2.1	23.3	68.8	5.5	0.2	0	0	

Average Speed, All Vehicles

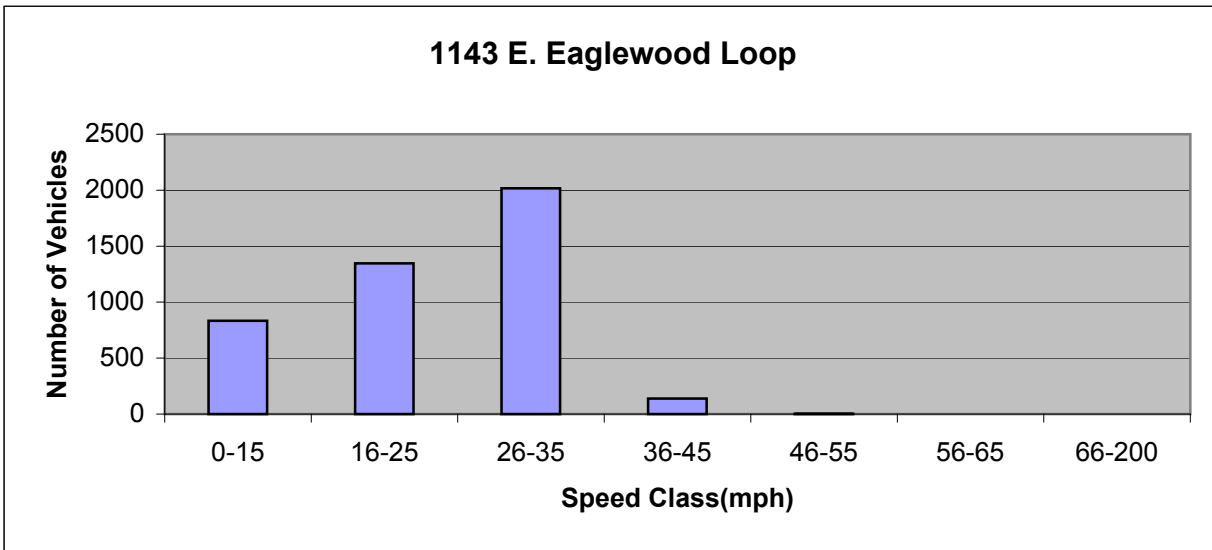
28.2 mph



Speed Summary for Southbound Traffic on 1143 E. Eaglewood Loop
From May 23rd to May 30th, 2007

	0-15	16-25	26-35	36-45	46-55	56-65	66-200 mph
Total	834	1346	2017	139	3	0	0
%	19.2	31	46.5	3.2	0.1	0	0

Average Speed, All Vehicles
 23.5 mph



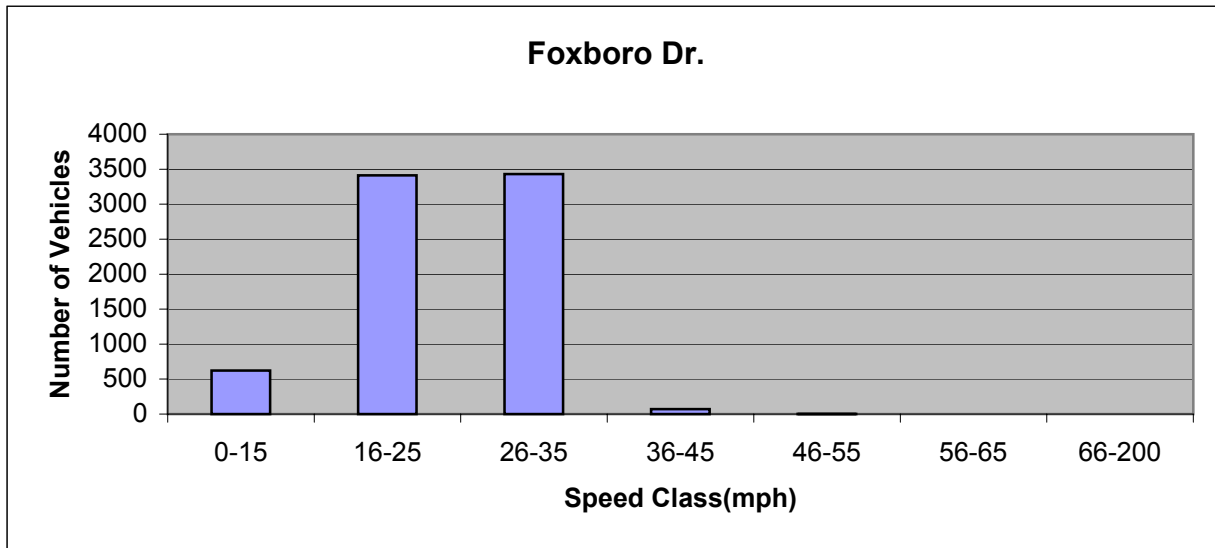
Speed Summary for Northbound Traffic on Foxboro Dr.

From October 4th to October 10th, 2006

	0-15	16-25	26-35	36-45	46-55	56-65	66-200	mph
Total	622	3412	3431	70	2	0	1	
%	8.3	45.3	45.5	0.9	0	0	0	

Average Speed, All Vehicles

24.2 mph



Speed Summary for Northbound Traffic on Foxboro Dr.

From October 10th to October 16th, 2006

	0-15	16-25	26-35	36-45	46-55	56-65	66-200	mph
Total	782	5620	3575	49	3	0	1	
%	7.8	56	35.6	0.5	0	0	0	

Average Speed, All Vehicles

23.5 mph

